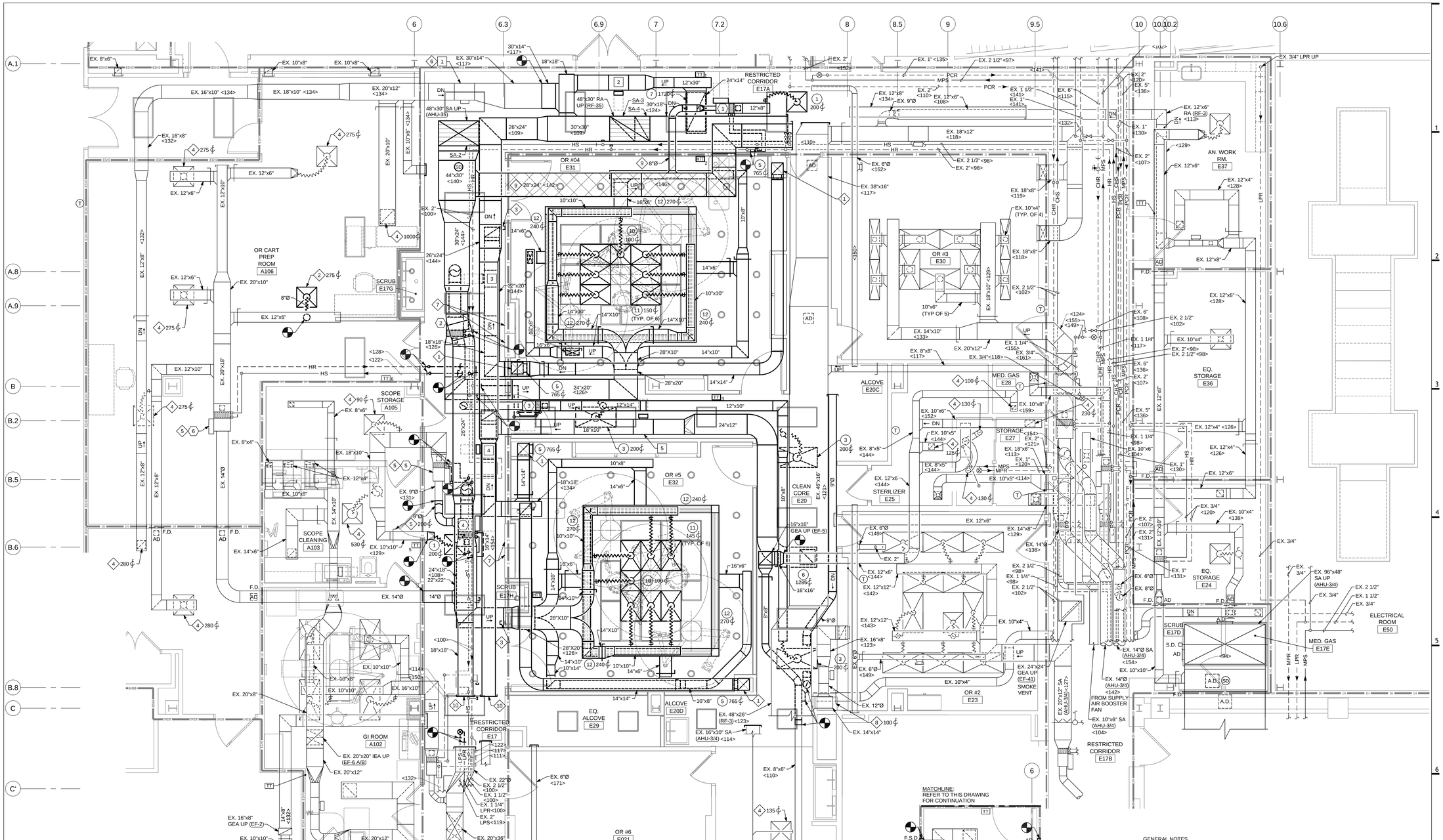

PART LEVEL 1 FLOOR PLAN - PHASE 2A - NEW WORK - HVAC

SCALE: 1/4"=1'-0"

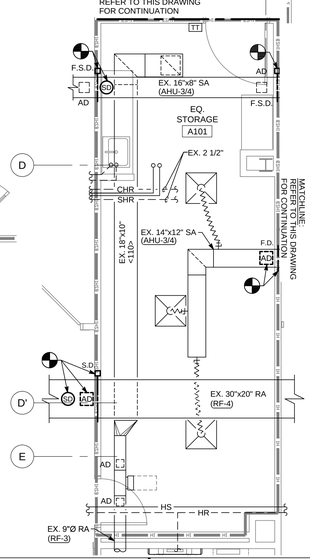

PART LEVEL 1 FLOOR PLAN - PHASE 2A - NEW WORK - HVAC

SCALE: 1/4"=1'-0"

GENERAL NOTES

G1. VOLUME DAMPERS FOR LAMINAR FLOW DIFFUSERS SHALL BE LOCATED ABOVE 2'x1' CEILING TILES (BETWEEN LIGHTS AND AIR CURTAIN) FOR HAND OPERATION.

G2. SIZE DUCT INLETS TO OPERATING ROOM AIR CURTAINS PER MANUFACTURER'S GUIDELINES.

G3. REFER TO PART PLANS - PHASE 2B - NEW WORK - HVAC, DRAWING M12, FOR LOCATION OF FIELD EQUIPMENT CONTROLLERS (FEC) FOR OPERATING ROOMS 4 AND 5. TO BE INSTALLED UNDER PHASE 2A.

◇ DRAWING NOTES:

1. RETURN DUCT DOWN IN CHASE TO AIR DEVICE MOUNTED 9" A.F.F.
2. EXISTING RELOCATED AIR DEVICE. BALANCE TO INDICATED AIRFLOW.
3. ROOM PRESSURIZATION MONITOR, TRIATEK MODEL FMS 1630 OR APPROVED EQUAL.
4. EXISTING AIR DEVICE. BALANCE TO INDICATED AIRFLOW.
5. BALANCE EXISTING SUPPLY AIR TERMINAL UNIT TO SCHEDULED AIRFLOW AND WATER FLOW.
6. BALANCE EXISTING RETURN AIR TERMINAL UNIT TO SCHEDULED AIRFLOW.
7. ELECTRICAL PANEL INDICATED FOR REFERENCE ONLY. AREA ABOVE PANEL SHALL BE KEPT CLEAR OF ALL DUCTWORK AND PIPING.
8. BALANCE BRANCH TO INDICATED AIRFLOW.
9. SUPPLY DUCT OVER OR#4 (E31) SHALL BE 16 GAUGE.
10. DUCTWORK CAPPED FOR FUTURE PHASE 3 CONNECTION.

ARCHITECT
Hord Coplan Macht, Inc.
750 E. Pratt St, Suite 1100 Baltimore, MD 21202
p. 410. 837. 7311 f. 410. 837. 6530

MECHANICAL, ELECTRICAL & PLUMBING ENGINEERS
Leach Wallace Associates
6522 Meadowridge Road Elkridge, MD 21075
p. 410.579.8100 f. 410.540.9041

STRUCTURAL ENGINEER
Century Engineering
10710 Gilroy Road Hunt Valley, MD 21031
p. 443.589.2400 f. 443.589.2401

NORTHWEST HOSPITAL OR RENOVATIONS

BID PACKAGE 2

5401 OLD COURT ROAD
RANDALLSTOWN, MD 21133

AREA OF WORK

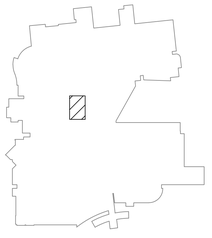

KEYPLAN
NOT TO SCALE

hord | coplan | macht

ARCHITECTURE
LANDSCAPE ARCHITECTURE
PLANNING
INTERIOR DESIGN

Professional Certification. I hereby certify that these documents were prepared or approved by me, and that I am a duly licensed professional engineer under the laws of the State of Maryland. License No. 26574 , Expiration Date: 07/18/15.

no.	date	revision

Project Name
OR RENOVATIONS

Project Number
212021.00

Date
10.04.2013

Scale
¼"=1'-0"

Drawing
PART LEVEL 1 FLOOR PLAN - PHASE 2A - NEW WORK - HVAC

M5

CONSTRUCTION SET

© Hord Coplan Macht, Inc.

LWA PROJECT NO: 12-215-01

FILENAME: P:\2012\12215011 M5.DWG LAST SAVED BY: (AQUERCETI) PLOTTED BY: (BAYRES) ON Oct 02, 2013 - 9:37am

2/26/2013 11:01:18 AM
C:\Users\thomas\Documents\212021.00
NWHC_OR_RENOVATION-2013_nThomas.rvt